

# Summer 2026 Municipal Leaders' Caucus

Wednesday, June 24  
City of Red Deer

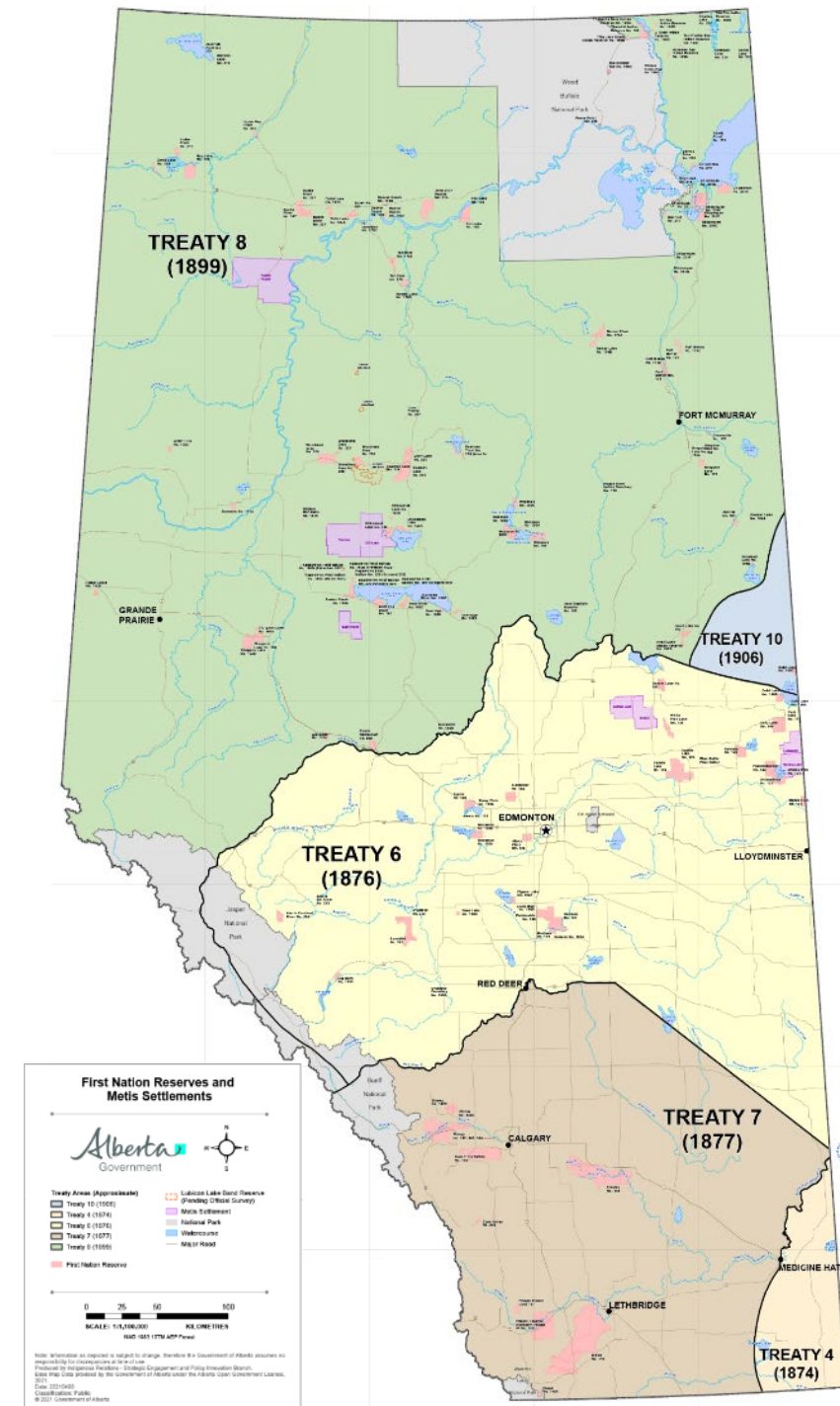
WiFi: ABmunis  
Password: summercaucus



# Land acknowledgement

Alberta Municipalities respectfully acknowledges that we live, work, and play on the traditional and ancestral territories of many Indigenous, First Nations, Métis, and Inuit peoples. We acknowledge that what we call Alberta is the traditional and ancestral territory of many peoples, presently subject to Treaties 4, 6, 7, 8 and 10 and Six Regions of the Métis Nation of Alberta.

We acknowledge the courageous and resilient community leadership of Indigenous leaders, of all ages, Knowledge Keepers, and Elders who are still with us today and those who have gone before us. We make this acknowledgement as an act of reconciliation, gratitude, and commitment to pursuing an inclusive, collaborative, and respectful path towards building strong communities.





# Agenda for Wednesday, June 24

10:05 a.m.	Welcome from Mayor Cindy Jeffries
10:15 a.m.	Icebreaker Activity
10:30 a.m.	Property Taxes Reimagined – Revenue Tools
11:15 a.m.	Municipal Indicators
12:00 p.m.	Lunch
1:00 p.m.	Water System Viability Workshop
2:00 p.m.	President’s Report
2:15 p.m.	Break
2:30 p.m.	Family and Community Support Services
3:30 p.m.	Making the Most of the Summer BBQ Season
3:45 p.m.	Closing Remarks

# Welcome from Host Community





# Icebreaker Activity

## Question 1:

It's been almost eight months since the municipal election. What is one thing you are proud of achieving in that time?





# Icebreaker Activity

## Question 2:

What is one new experience you tried that you would never do again?






# Property Taxes Reimagined:

## Revenue Tools You Can Control and Looking Beyond Alberta




Summer 2026 Municipal Leaders' Caucus





# The snowballing burden on property taxes

## The cumulative impact on municipal finances

1. Provincial funding to municipalities is 
2. Provincial property taxes are going 
3. New rules and costs created by the province
4. Residents expect councils to spend money on provincial services
5. Inflation is driving costs  for municipal governments



# Facts, videos, and stories that explain what is driving up property taxes in Alberta



## Property Taxes Reimagined: Fair Funding for Strong Communities

This is part of an informational series on the realities facing municipal government councils and the need to reimagine property taxes in Alberta.



## Stacking up the Bills: The Snowballing Burden on Property Taxes

### Why are Alberta's property taxes increasing?

First, we need to remember that your property tax bill has two main taxes, and each is controlled by a different level of government.



One tax is set by your municipal (local) government to fund services provided by your municipal government.



The second tax is set by the Government of Alberta to help fund kindergarten to grade 12 schools.

This can be confusing since both taxes are sent on one bill from your municipal government. The Alberta government requires your municipality to collect the provincial property tax and then send the money to them.






## Provincial property taxes are going up

### DID YOU KNOW?

Your property tax bill is actually two different taxes. One tax is set by your municipal council to pay for local services. The other is a tax set by the Government of Alberta to cover the running costs for schools. Both taxes are collected by your municipality in one bill.



The Government of Alberta **increased its tax on homes and property**

by **12%** in 2025

& **15%** in 2026

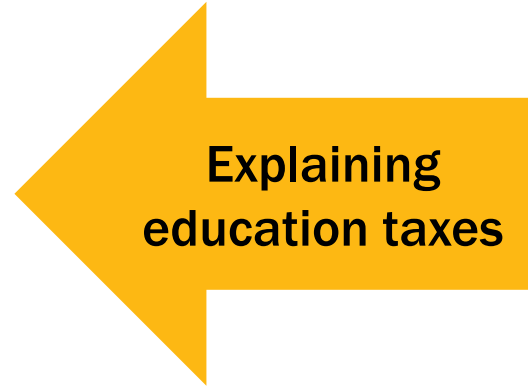
with the ultimate aim of raising more revenue to cover a third of school costs.

If you have questions about your municipal property tax, contact your municipal government office or council.

If you have questions about your provincial property tax, contact your provincial Member of the Legislative Assembly (MLA).

You can find your MLA's contact details at [assembly.ab.ca/members](http://assembly.ab.ca/members).

# Pamphlets for your use

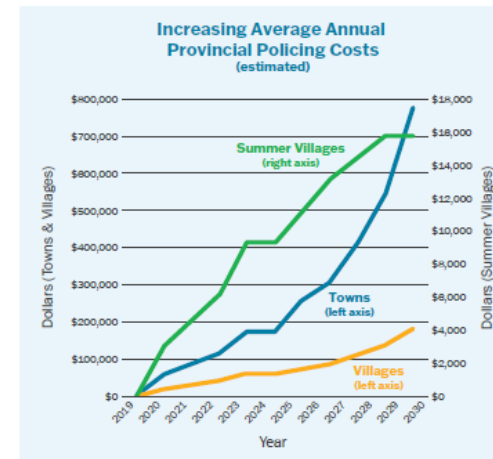


## Why are my property taxes going up?



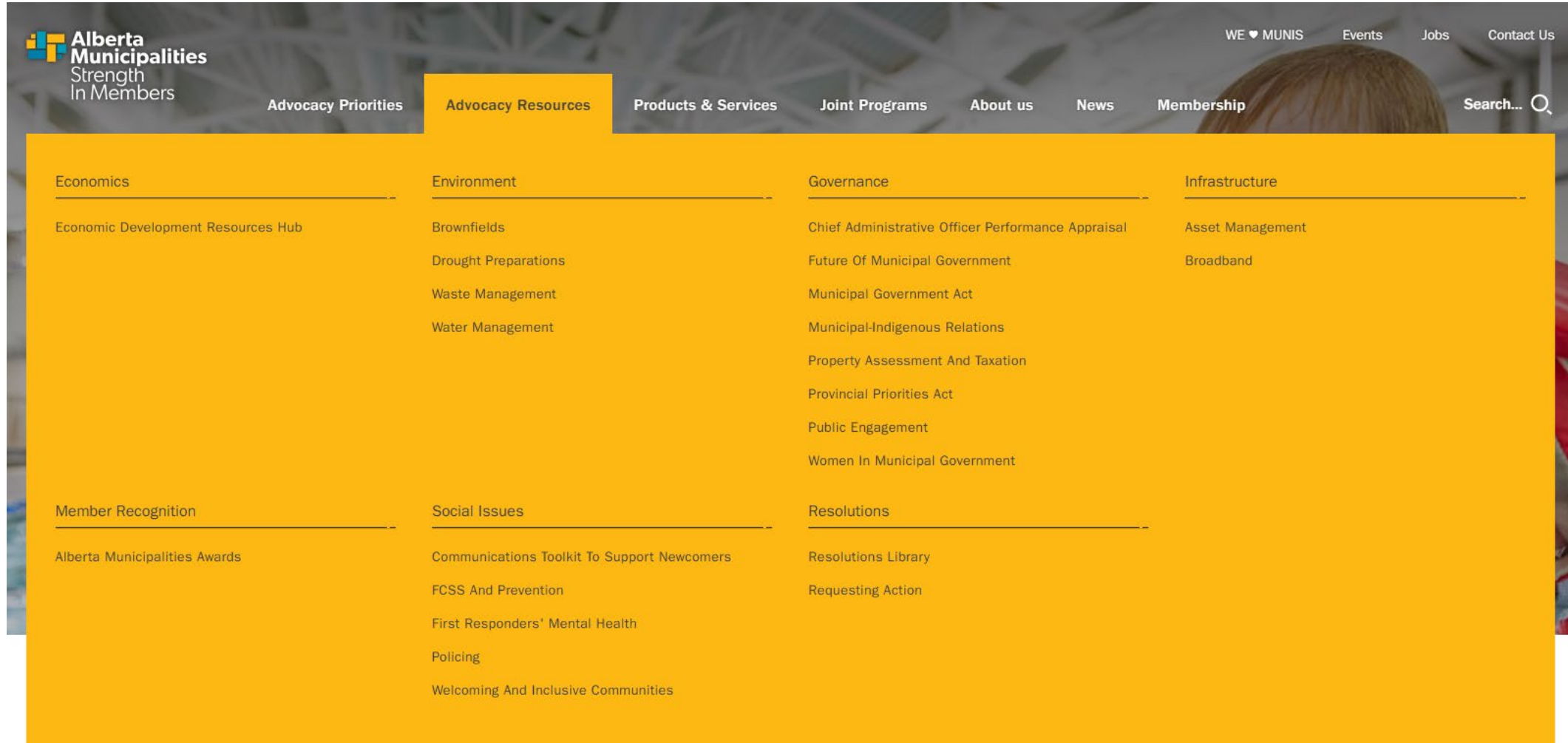
### Changes to Government of Alberta Police Funding

The provincial government has made decisions that affect your municipality's annual budget. Significantly, **the province started charging communities with fewer than 5,000 residents for policing costs, which were previously provided at no cost.** These communities started paying 10% of provincial policing costs in 2020, increasing to 30% four years later.



Learn more at [ABmunis.ca](http://ABmunis.ca)

# Get the pamphlets from our Property Assessment & Taxation page



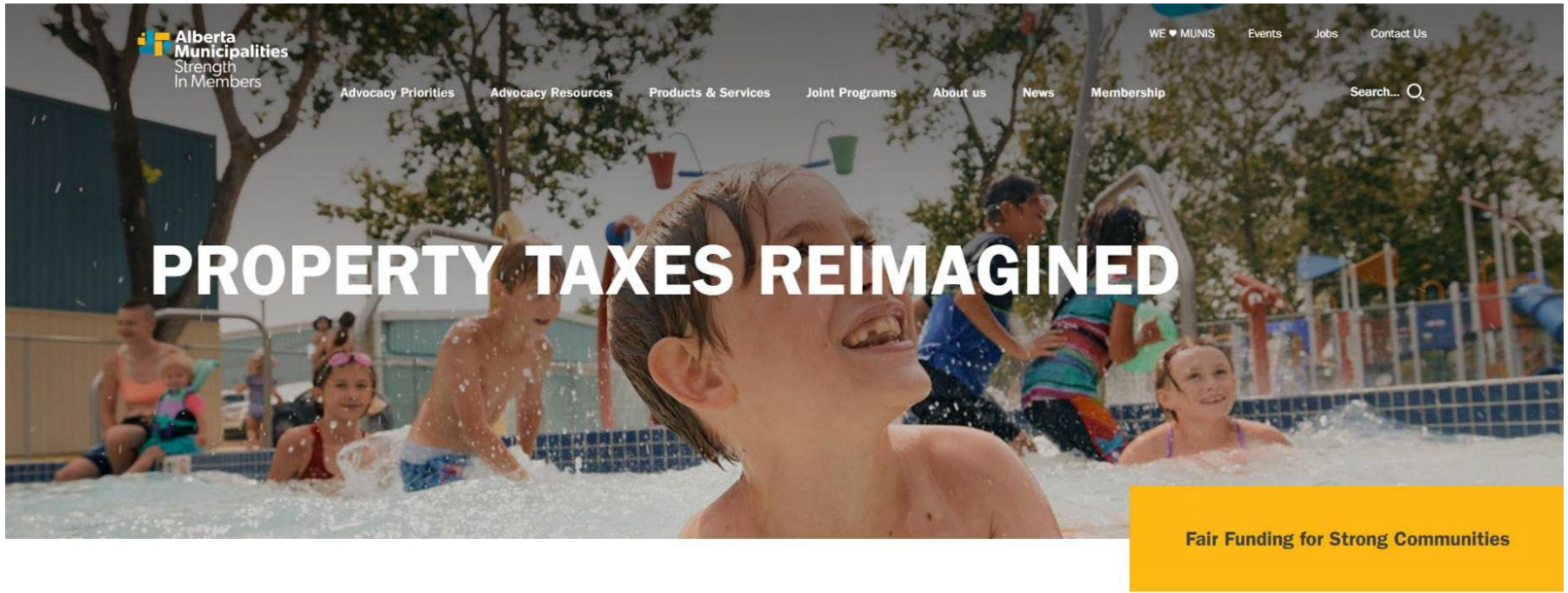


The screenshot displays the website's navigation menu with 'Advocacy Resources' selected. The menu items are as follows:

- WE ♥ MUNIS
- Events
- Jobs
- Contact Us
- Search...
- Advocacy Priorities
- Advocacy Resources**
- Products & Services
- Joint Programs
- About us
- News
- Membership

The 'Advocacy Resources' dropdown menu is organized into four columns:

- Economics**
  - Economic Development Resources Hub
- Environment**
  - Brownfields
  - Drought Preparations
  - Waste Management
  - Water Management
- Governance**
  - Chief Administrative Officer Performance Appraisal
  - Future Of Municipal Government
  - Municipal Government Act
  - Municipal-Indigenous Relations
  - Property Assessment And Taxation
  - Provincial Priorities Act
  - Public Engagement
  - Women In Municipal Government
- Infrastructure**
  - Asset Management
  - Broadband
- Member Recognition**
  - Alberta Municipalities Awards
- Social Issues**
  - Communications Toolkit To Support Newcomers
  - FCSS And Prevention
  - First Responders' Mental Health
  - Policing
  - Welcoming And Inclusive Communities
- Resolutions**
  - Resolutions Library
  - Requesting Action



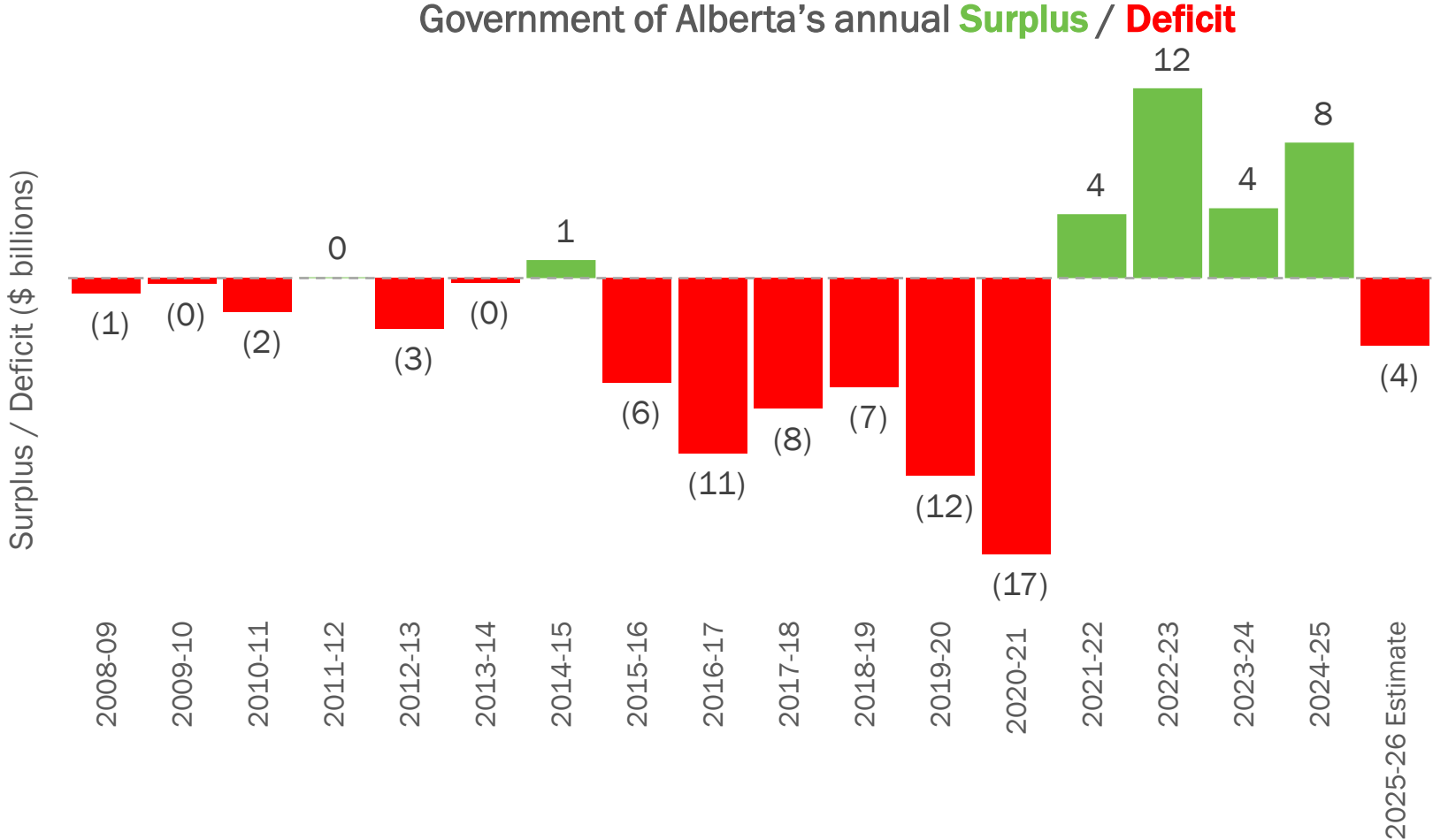
## Short term goal

Create public awareness, stop provincial downloading and invest in municipalities.

## Long term goal

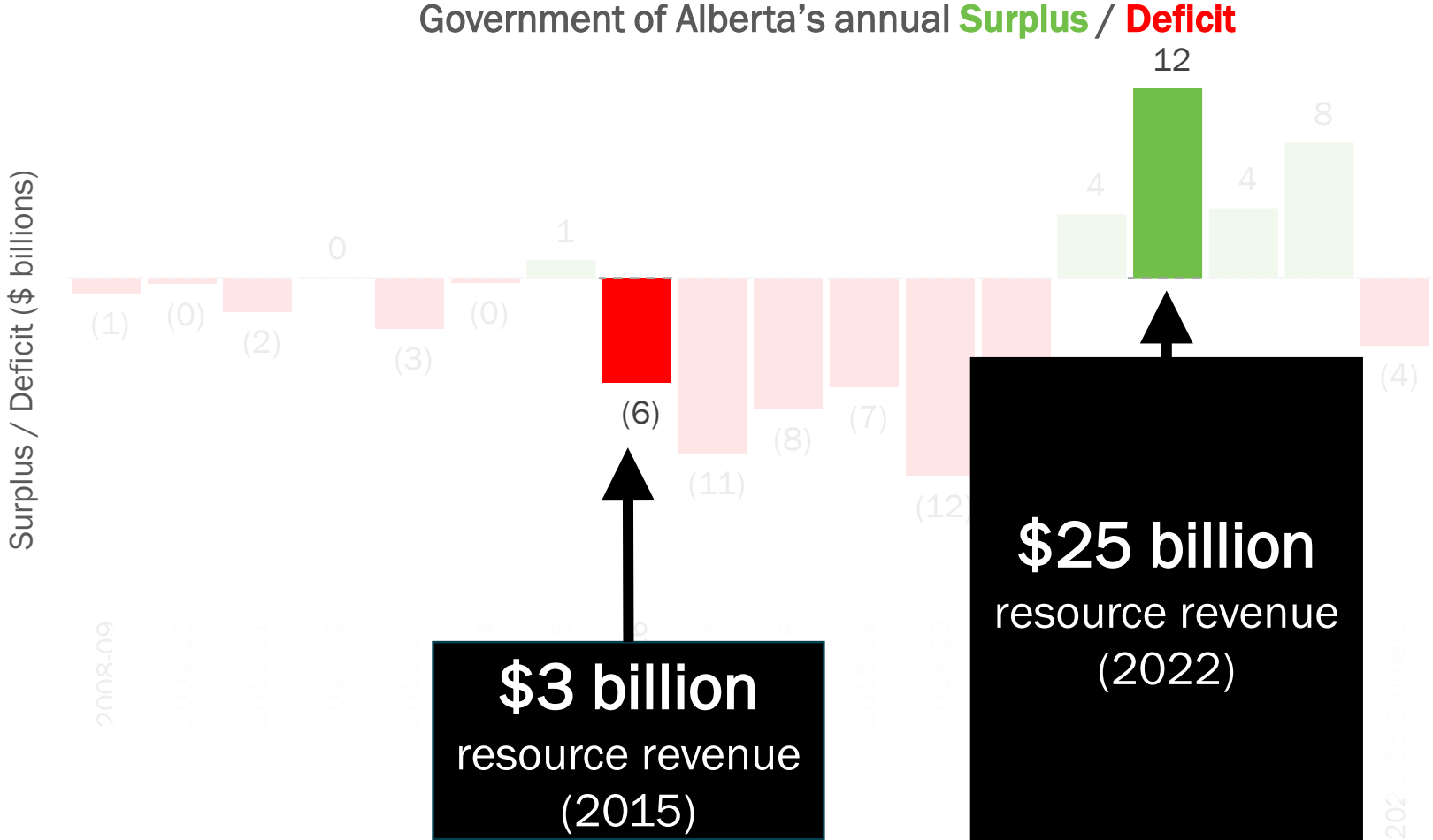
Clarify our partnership with the province on what services municipalities are responsible for and ensuring municipalities have adequate revenue tools to pay for those services.

# Alberta has a fiscal problem



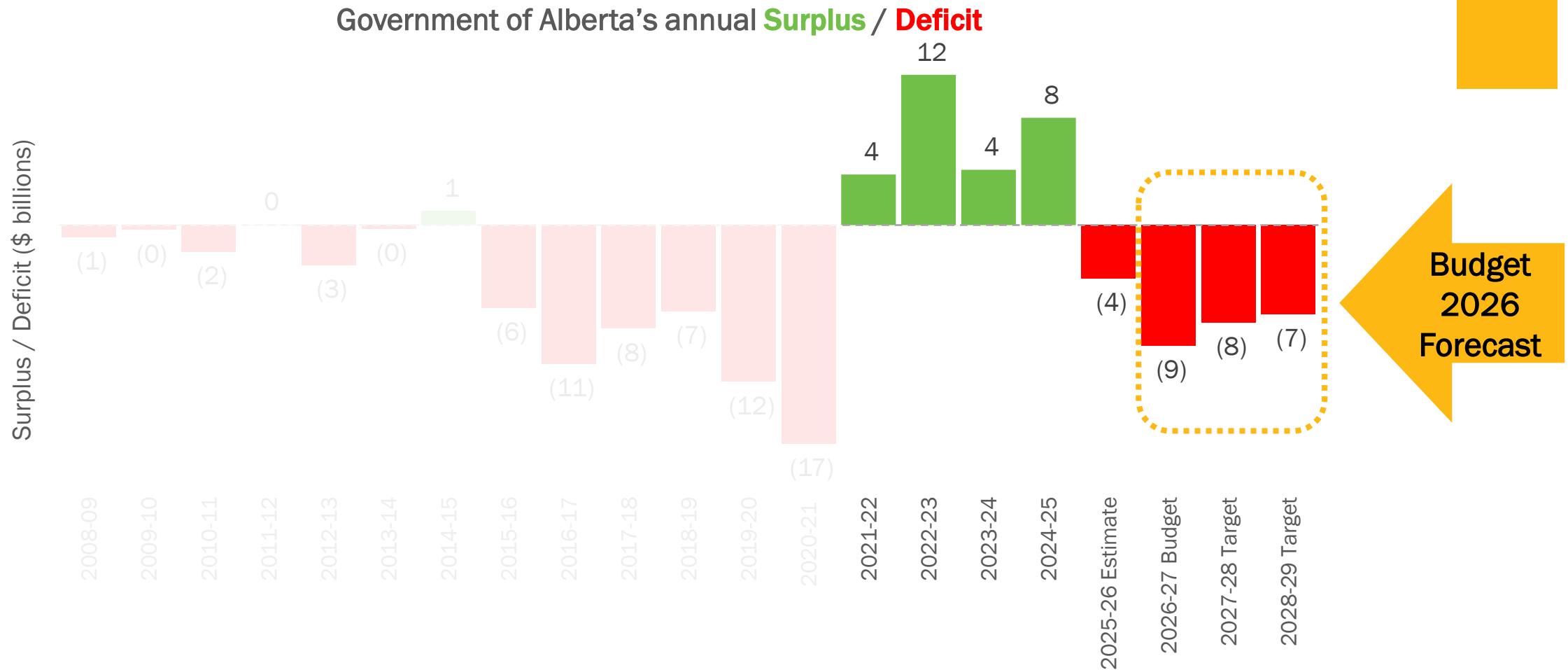
Source: Government of Alberta's 2026-29 Fiscal Plan, Schedule 25: Historical Fiscal Summary, page 163.

# Alberta's reliance on oil/gas royalties creates significant budget swings




Source: Government of Alberta's 2026-29 Fiscal Plan, Schedule 25: Historical Fiscal Summary, page 163.

# If oil returns to \$60 per barrel, the province will once again be looking to cut its costs



# What tools do you have to generate revenue locally?





# Splitting the Residential Assessment Class

## Examples:

- Vacant land (many municipalities)
- Farmland (many municipalities)
- Multi-family home (Red Deer)
- Derelict property (Edmonton, Wetaskiwin)
- Vacant home (Canmore)\*

### MGA section 297(2)

A council may divide residential property into sub-classes on any basis it considers appropriate...

\*Through Bill 28 (2026), the MGA now prevents a municipality from assigning a property to a sub-class for vacant secondary homes if that home is partly or fully owned by an Alberta resident. (MGA section 297(2.01))



# Splitting the Non-Residential Assessment Class (Section 297(3.1))

Council has the authority to tax non-residential properties using three categories:

- Vacant property
- Small business property
- Other non-residential property

## Limitations

1. The tax rate for “small business property” must be at least 75% of the “other property” sub-class.
2. The highest non-residential rate may not be more than five times greater than the lowest residential tax rate.

# Taxing Machinery & Equipment (M&E)

- Common source of revenue in counties
- Less common in urban centres
  - City of Fort Saskatchewan
  - Town of Hinton
  - Village of Linden



# Special Tax (section 382)

Advantages	Disadvantages
<ul style="list-style-type: none"><li>• Flexibility to tax based on:<ul style="list-style-type: none"><li>• Assessed value</li><li>• Per parcel of land</li><li>• Frontage length</li><li>• Size of the land area</li></ul></li><li>• Collect tax from properties that are exempt from property tax</li></ul>	<ul style="list-style-type: none"><li>• Must be used for a specific service listed in the MGA</li><li>• Limited to a specific benefiting area</li><li>• Must be passed by bylaw annually</li></ul>

## Examples:

- City of Brooks - repaving tax
- Summer Village of White Sands – county road use tax



# Local Improvement Tax

Advantages	Disadvantages
<ul style="list-style-type: none"><li>• Can be a multi-year project with one-time approval.</li><li>• Can be beneficial when senior levels of government require matching funding.</li><li>• Flexibility to tax based on:<ul style="list-style-type: none"><li>• Assessed value</li><li>• Per parcel of land</li><li>• Frontage length</li><li>• Size of the land area</li></ul></li></ul>	<ul style="list-style-type: none"><li>• Can be blocked by petition</li></ul> <p><b>Examples:</b></p> <ul style="list-style-type: none"><li>• City of Camrose – 38 Avenue Close</li><li>• Village of Longview – lagoon</li><li>• City of Calgary – paved alleys or boulevard tax for some neighbourhoods</li></ul>



# Business Tax


Advantages	Disadvantages
<ul style="list-style-type: none"><li>• Target certain businesses that create higher service costs.</li><li>• No constraints with tax ratio limits.</li></ul>	<ul style="list-style-type: none"><li>• Requires creation of a business assessment roll.</li><li>• Does not apply to machinery &amp; equipment.</li><li>• Confusing for businesses.</li><li>• Disincentive for business attraction and retention.</li></ul>

**Examples:**

- Lethbridge County – ‘head tax’ for animals, grain storage, and other
- City of Calgary – eliminated in 2019
- City of Edmonton – eliminated in 2010

# Other revenue tools available to Alberta municipalities

- Water/wastewater rates
- Franchise fees
- Offsite levies
- Rental fee
- Parking fee
- Naming rights and advertising space
- Community revitalization levy
- Community aggregate payment levy
- Business improvement area
- Road use agreement






# Playing the long game to attract new tax revenue

- Residential tax incentive
  - e.g. attract purpose built rental homes, higher density development
- Non-residential tax incentive
  - e.g. attract specific industries
- Brownfield tax incentive





# Tax Tools Used in Other Parts of Canada





# Different Tax Rates for Non-Residential Property

## Advantages

- Charge different rates for industrial, light industrial, and commercial properties.
  - Alberta municipalities have some authority to do this but not as flexible.

## Disadvantages

- May erode investment if certain industries are taxed at a higher rate.

### Where it's available:

- British Columbia, Alberta (limited), Manitoba, Ontario, Quebec



# Property Transfer Tax

## Advantages

- Potential for a significant revenue source.
- Opportunity to justify the tax if proceeds are reinvested into affordable housing.

## Disadvantages

- Creates barriers to economic mobility.
- Increases the cost of housing.
- Limited revenue for communities with minimal housing sales.

### Where it's available:

- Ontario (Toronto), Quebec, Nova Scotia, New Brunswick



# Hotel/Accommodation Tax

## Advantages

- Generate revenue from tourists or short-term workers that visit your community

## Disadvantages

- Administratively burdensome, depending on the size of the municipality and number of visitors
- May require partnership with a centralized collection agency

### Where it's available:

- British Columbia, Manitoba, Ontario, Quebec, Nova Scotia, New Brunswick, Prince Edward Island, Newfoundland and Labrador, Northwest Territories



# Local Fuel Tax

## Advantages

- Generate revenue from people that work in your municipality but reside elsewhere
- Generate revenue from tourists

## Disadvantages

- Regressive – lower income households pay a larger share of their income on fuel.
- Electric vehicles don't pay fuel tax.

### Where it's available:

- British Columbia (fuel taxes charged in Metro Vancouver and Victoria to fund public transit)
- Quebec (Montreal region transit fuel tax)



# Vehicle Registration Tax

## Advantages

- Helps fund the cost of transportation infrastructure

## Disadvantages

- Administratively burdensome, unless integrated with the Alberta government's motor vehicle registration system
- Unlikely to generate meaningful revenue for a municipality

### Where it's available:

- Ontario (Toronto, but not used), Quebec



# Entertainment Tax

## Advantages

- Only impacts people that take part in the entertainment
- Help offset the municipality's costs for hosting a major event

## Disadvantages

- Reduces affordability.
- May deter attraction of entertainment events.

### Where it's available:

- Saskatchewan, Manitoba, Ontario, Quebec



# Billboard Tax

## Advantages

- Minimal impact on business investment or competitiveness.

## Disadvantages

- Subject to oppositional advocacy because the tax targets a narrow segment of the economy.

### Where it's available:

- Montreal, Toronto



# Municipal Sales Tax

## Advantages

- Significant revenue opportunity, particularly for urban centres where spending takes place.

## Disadvantages

- Limited revenue for small municipalities with most commercial centres located in large towns/cities.
- Challenging to implement because the Alberta government does not have a sales tax so would require a partnership with the federal government.

### Where it's available:

- Not used in Canada
- Popular in many parts of the United States




# Alternative tax tools used in other parts of Canada

- Different tax rates for different types of industrial/commercial property
- Property transfer tax
- Hotel accommodation tax
- Local fuel tax
- Vehicle registration tax
- Entertainment tax
- Billboard tax
- Municipal sales tax



**Mentimeter Poll**  
**[www.menti.com](http://www.menti.com)**  
**Code: 1714 6719**



**Property Assessment  
and Taxation:  
A Guide for Alberta's  
Municipal Leaders**



 **Alberta  
Municipalities**  
Strength  
In Members



**Download our guide  
to learn more about  
Alberta's municipal  
tax system**

[abmunis.ca](http://abmunis.ca)



# Municipal Indicators: A Slap on the Wrist or a Proactive Planning Tool?

Summer 2026 Municipal  
Leaders' Caucus






# What are the municipal indicators?

- 13 metrics that look at a municipality's governance, finances, and community.
- Tracked by Alberta Municipal Affairs annually.
- Each metric uses a defined threshold to indicate a potential risk.
- It's designed to be a proactive warning tool.

# Existing Indicators

1 of 2

Theme	Indicator Name	Indicator is triggered if...
Taxes	Tax Base	Tax revenue from residential and farmland is more than 95% of total tax revenue (including all taxes).
	Tax Collection Rate	Less than 90% of taxes are collected in the year.
Liquidity	Current Ratio	Current assets to current liabilities is less than one.
	Accumulated Surplus/Deficit	The municipality has less operational assets than liabilities (potential cash flow challenge).
Infrastructure	Investment in Infrastructure	Average capital additions is less than the average amortization – measured as a 5-year average.
	Infrastructure Age	Net book value of tangible capital assets is less than 40% of the original cost.



# Existing Indicators

2 of 2

Theme	Indicator Name	Indicator is triggered if...
Debt Management	Debt to Revenue	Total debt is greater than 120% of total revenue. (160% for municipalities with a higher debt limit)
	Debt Service to Revenue	Annual debt repayment cost is greater than 20% of total revenue. (28% for municipalities with a higher debt limit)
Reporting	On-Time Reporting	The municipality's financial statements and financial information return is submitted 'late' to Municipal Affairs.
Governance	Interest in Municipal Office	The number of candidates running in an election is equal or less than the number of positions.
Population	Population Change	Population has declined by more than 20% over the last 10 years.



# Existing Indicators: Critical

Indicator Name	Indicator is triggered if...
<b>Audit Outcome</b>	The auditor was unable to complete its audit, or the auditor identified concerns that the municipality may not be able to meet its financial obligations.
<b>Ministry Intervention</b>	The municipality is subject to a Municipal Affairs intervention (e.g. municipal petition, viability review, Minister directives)



# What happens if a municipality triggers an indicator?

Municipal Affairs will ask the municipality to provide an explanation.

Municipal Affairs will contact the municipality and assess if support is needed when:

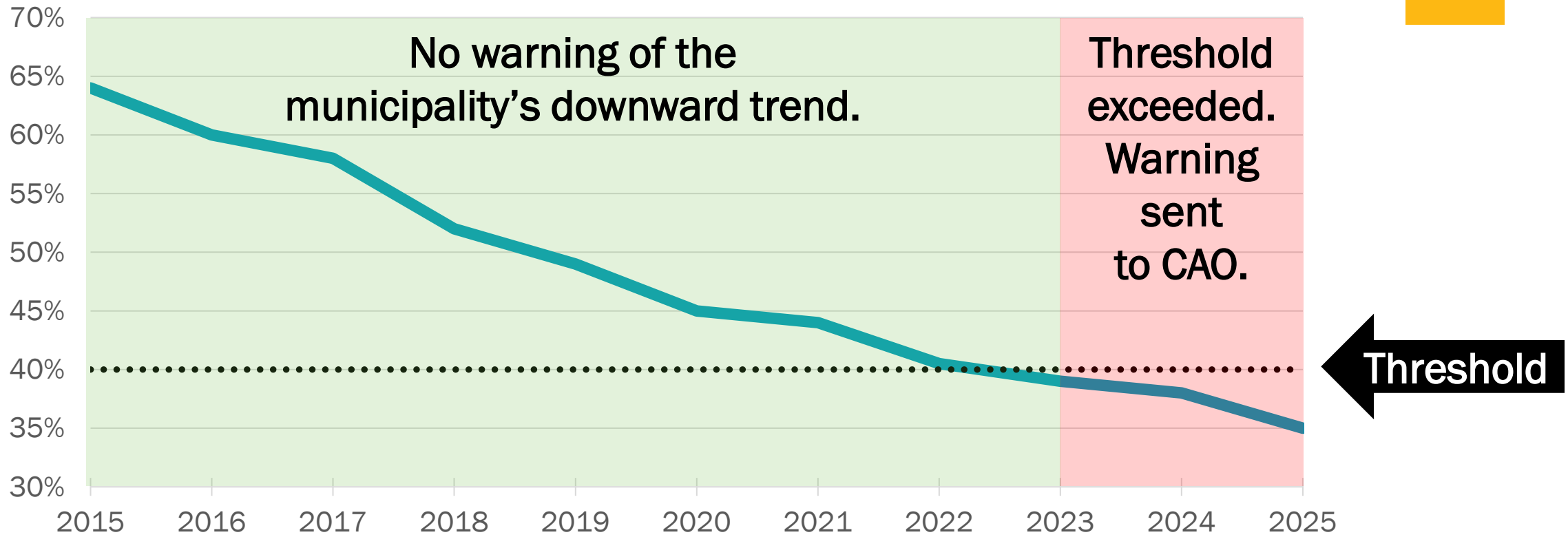
- If 3 or more non-critical indicators are triggered for 3 consecutive years, or
- A critical indicator is triggered.



# Are the indicators proactively helping councils?





# The current system does not proactively warn the municipality of a concerning trend.





# You can look up your municipality in Alberta's Municipal Indicator Dashboard



  <https://www.alberta.ca/municipal-indicators>

## Dashboard

The municipal indicator dashboard collects the results for each indicator and displays them in one place.

[Launch dashboard →](#)

[www.alberta.ca/municipal-indicators](https://www.alberta.ca/municipal-indicators)



# Example: Indicator Dashboard

AUDIT OUTCOME

**No Concern**

MINISTRY INTERVENTION

**No**

TAX BASE BALANCE

**75.37%**

TAX COLLECTION RATE

**85.83%**

POPULATION CHANGE

**-13.38%**

CURRENT RATIO

**1.95**

ACCUMULATED SURPLUS/DEFICIT

**\$990,476**

ON-TIME FINANCIAL REPORTING (Date Received)

**May 01, 2025**

DEBT TO REVENUE PERCENTAGE

**32.60%**

DEBT SERVICE TO REVENUE PERCENTAGE

**7.65%**

INVESTMENT IN INFRASTRUCTURE

**0.70**

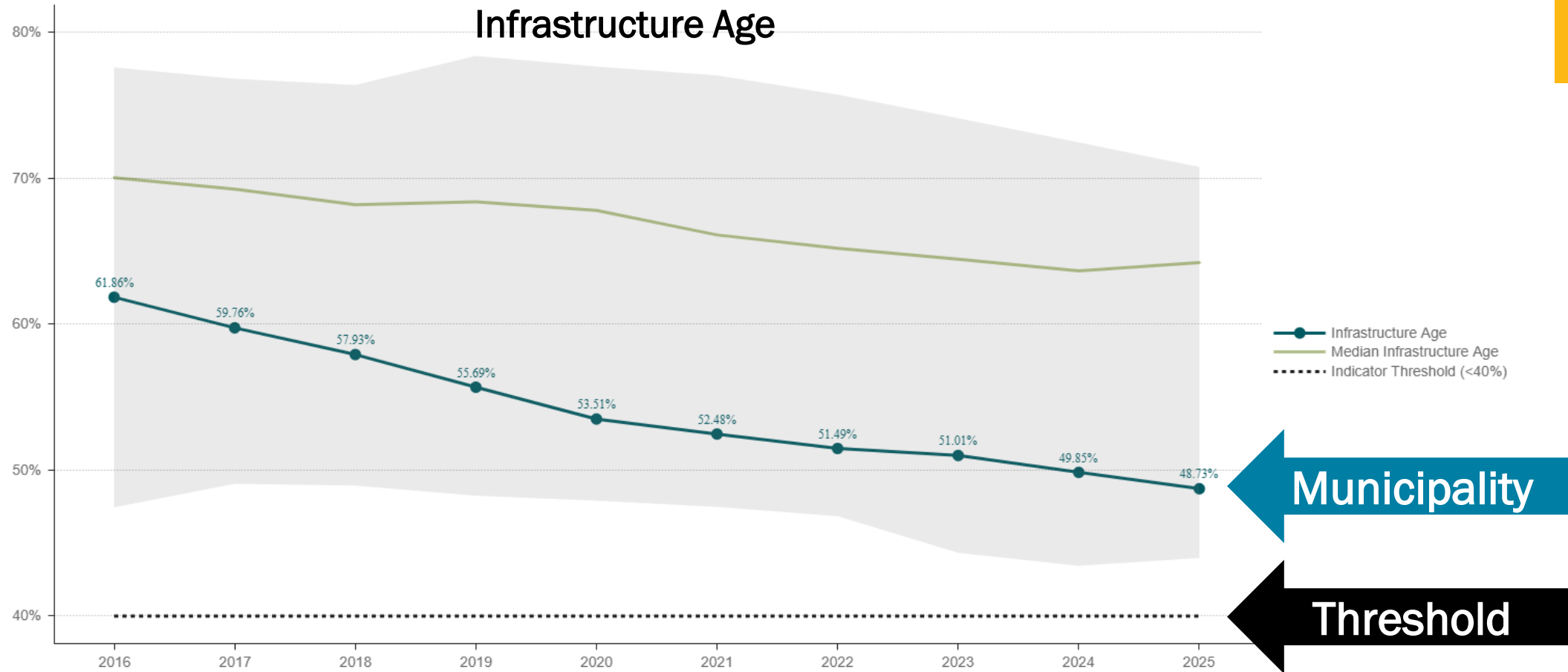
INFRASTRUCTURE AGE

**49.16%**

INTEREST IN MUNICIPAL OFFICE

**N/A**

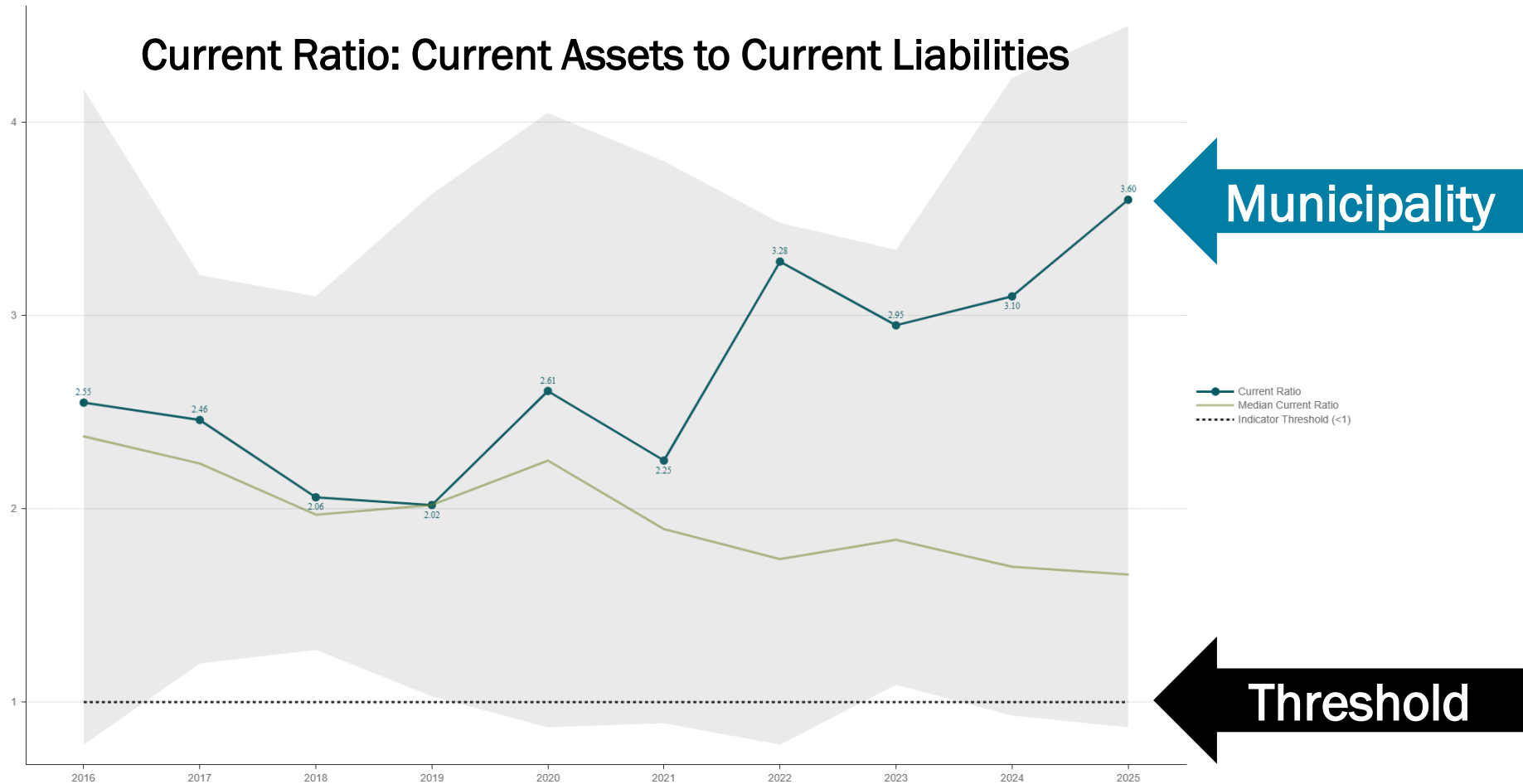
# The Dashboard offers a historical tracking of each indicator



Source: Municipal Affairs' Municipal Indicators Dashboard


Note: The shaded area indicates the maximum and minimum of the same municipal type.

# Example: This municipality has increased their liquidity



Source: Municipal Affairs' Municipal Indicators Dashboard

Note: The shaded area indicates the maximum and minimum of the same municipal type.



# What is a viable municipality?

## Example ideas from ABmunis' committees

- Revenues are adequate in the long-term to meet the municipality's service offerings and quality of service.
- Municipality has a long-term financial and asset management plan that is realistically funded with known revenues.
- Stable access to staff with adequate expertise in core service delivery.
- Residents have reasonable access to core services to support quality of life.





# Other Possible Indicators

## Governance

- Number of vacancies on council during the council term.
- Frequency that the CAO or other key positions need to be filled.

## Service Delivery

- Frequency of boil water advisories issued (3-year average).

## Financial Sustainability

- Residential municipal taxes are an abnormally high proportion of median household income.
- When combined, there is inadequate reserves and debt capacity to pay for a major infrastructure emergency.
- Over reliance on revenues that are outside the municipality's control (10-year average).





# Discussion Questions

1. Are there additional indicators that you think should be tracked to measure the viability or health of a municipality?
2. How can the indicator system be improved to help your municipality monitor its viability or health of the municipality?



# Next Steps

- Develop a What We Heard Report to take back to ABmunis' Municipal Governance Committee and Finance and Economy Committee.
- Host webinars to engage members more broadly to fully define the characteristics of a viable municipality.
- Finalize recommendations on what indicators should be used to measure a municipality's viability.



**WiFi: ABmunis**  
**Password: summercaucus**



menti.com  
1714 6719





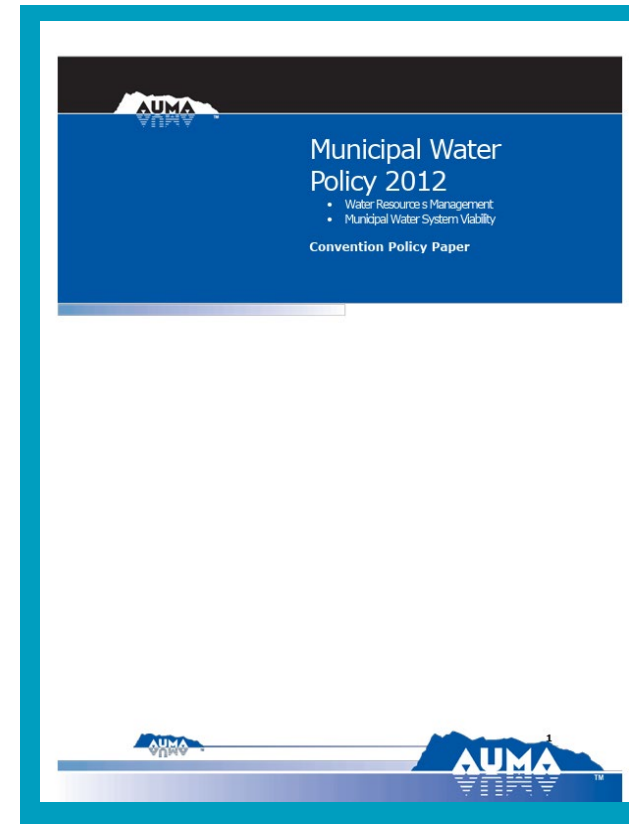
# Municipal Water System Viability Workshop



# Why We're Here

## 2012 Municipal Water Resource Management and Water System Viability Policy

- What still works
- What doesn't
- What needs to change





# A Shared Reality

Most water infrastructure is:


- Aging
- Out of sight
- Expensive to replace



# What the 2012 Policy Was Trying to Do

In plain language, the policy aimed to:

- Support long-term system viability
- Encourage risk management & planning
- Build municipal capacity
- Treat water systems as essential infrastructure



# How the Room Will Work


## Poster Stations

You'll be asked to reflect on:

1. How does my municipality really know what is underground and what we might be making assumptions about?
2. How does my municipality manage risk over time?
3. When does policy help my municipality make decisions and when does it actually make decisions harder?
4. How confident am I in my municipality's water system over the next 10–20 years?
5. How do we make the case for water investment?
6. What gets in the way of stronger collaboration on water infrastructure with neighbouring municipalities?



# Wrap Up





# President's Report

Summer 2026 Municipal  
Leaders Caucus






# Advocacy Updates

**STAY UP TO DATE!**

We keep you informed. Subscribe to one of our regular newsletters.

SUBSCRIBE TO A NEWSLETTER

**Sign up at [ABmunis.ca](http://ABmunis.ca)**



# ABmunis' Top Priorities



**Bill 28**



**Provincial  
Infrastructure  
Funding**



**Federal  
Infrastructure  
Funding**

# Grant Advisory Services

- Weekly Newsletter
- Quarterly Webinars



**Sign up at [ABmunis.ca](https://abmunis.ca)**



# School Sites

- Recent changes through Bills 50, 51 & 28
- Webinar with Infrastructure, Education and Childcare and Municipal Affairs



# Police Funding Model (PFM)

- Policing costs are increasing due to:
  - Collective bargaining
  - Equipment upgrades
  - Inflation
- Under the new provincial PFM, some municipalities have received estimates that show their costs increasing between 120% - 320% over five years
- ABmunis actions:
  - Raised concerns with Public Safety & Emergency Services
  - Developed a tool to help explain impacts to residents
- Resource: Property Tax insert available



# Emergency Management

- Dissuaded province from mandating a level of fire service
- Provided input for renewed national disaster management framework
- Initiated a pan-Canadian call for enhanced municipal fire department funding
- Provided feedback on provincial Emergency Social Services Framework



# ABmunis' Business Services

## Success from Strength in Members

- Built by municipalities, for municipalities
- Supports predictable budgets
- Helps fund advocacy
- Shaped by listening to members





# Stories that Matter:

## How FCSS Makes a Difference

2026 Summer MLC






# Agenda

- FCSS overview (in 60 seconds)
- What FCSS looks like on the ground
- Where advocacy stands & what municipalities can do next



# FCSS Overview





# What is FCSS?








- **Prevention first:** Solves problems early, before they become crises
- **Province-wide scale:** ~200 programs in 300+ communities
- **Local control:** Communities tailor services to what people need
- **Shared investment:** Municipalities & Métis Settlements (20%+) + province (80%.)





# Impact of FCSS

What Prevention Looks like in Real Life





**fcss**

**Red Deer & District  
Family and Community  
Support Services**

# Red Deer and District FCSS



# Red Deer and District FCSS



Partnership – since 1974, participating municipalities recently agreed to renew from 2025-2054



Governed by multi-municipal agreement through FCSS Board with representation from each partner



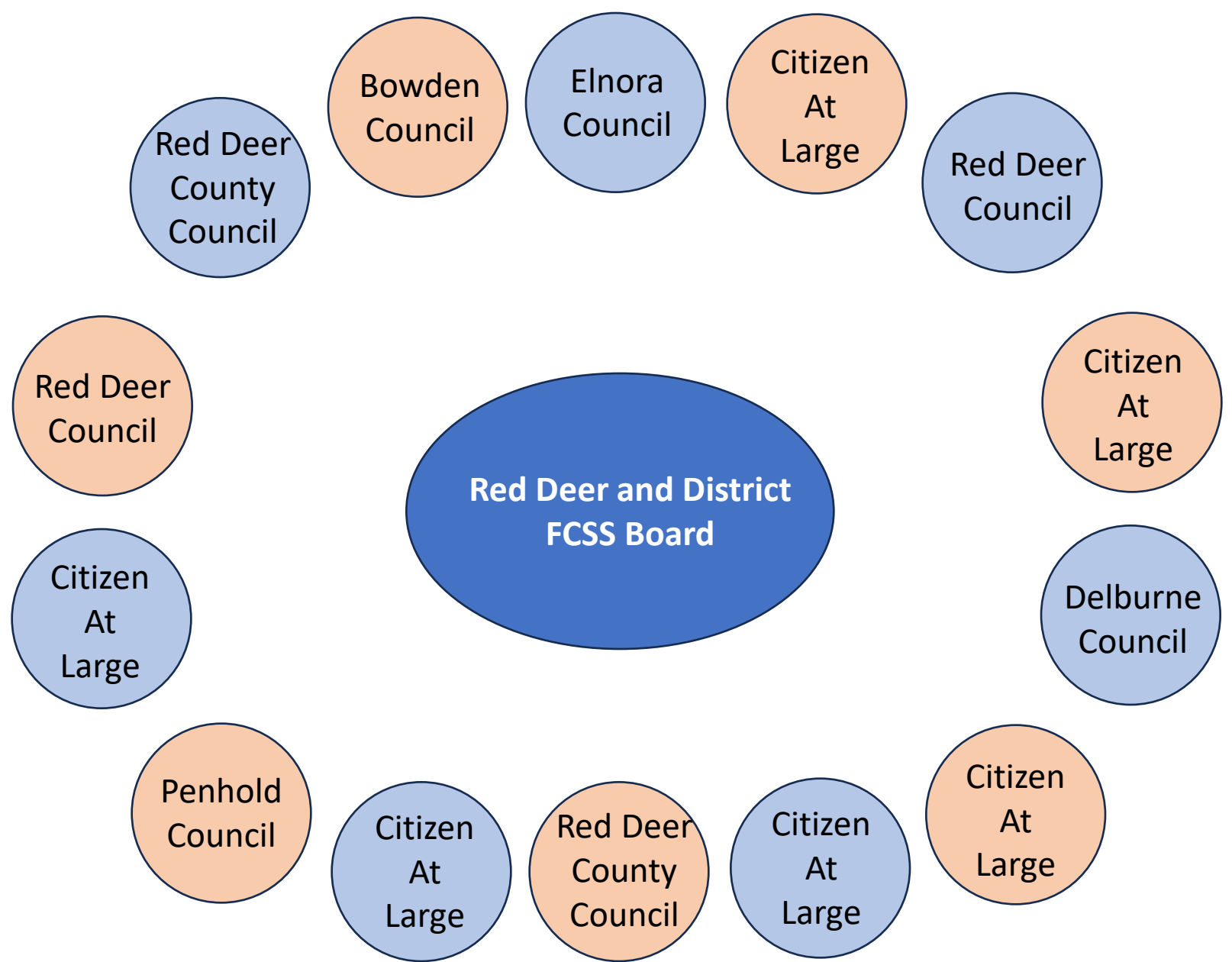
Priorities set together through consensus at local level



# Board Structure

---

- Terms
  - Elected officials: 1 year
  - Citizens: 2 years





## Benefits of Operating within a Multi-Municipal Agreement

---

- Shared staff and resources
- Leverage money
- Wider access to services
- More funding in rural areas
- Community connectivity
- Reduced program duplication





# Municipal Workers

## Community Facilitators

- 5 staff (4 with City of Red Deer, 1 with Red Deer County)
- Engage citizens to take action on social issues
- No direct service delivery

## Community Navigators

- 10 staff – Based in County, Towns, Villages
- Direct service delivery and community development
- Information and referral to social services within region



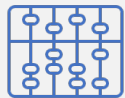
# Grant Support

- Multi-year external program funding
- Spark Grant
- ReConnect

# ReConnect Grant



Developed during COVID to address isolation



60 programs funded from 2021 - 2025



On-going positive connections, growth and skills

# ReConnect Grant



Focus evolution



Growth in programming maturity



On-going benefit






# Questions/Feedback

---



# From Stories to Action

What Happens Next





# FCSS Advocacy

## What We Did

### Approach

- Direct government engagement + partner coordination + budget submissions + member outreach

### Result

- Prevention and FCSS gained visibility
- Public support from the Premier & Minister

### Reality Check

- No funding increase
- Questions persist about scale, duplication, and system fit
- Move from a one-time jump to a phased funding path

### Member Mandate

- ABmunis has consistently called for stronger FCSS support (2006-2014; renewed in 2024)





# FCSS Advocacy

## Implications

**What we learned: we need a more practical path to investment**

Refocus advocacy to:

- Strengthen member & MLA alignment
- Equip members to amplify locally
- Lead with stories + cost effectiveness
- Advance a phased approach (with partners) to increasing FCSS funding over time





# The Ask

- **Act as one municipal voice:** Council + Administration raise FCSS with Provincial Officials
- **Build peer support:** Bring FCSS to regional tables and municipal networks
- **Amplify local impact:** Share FCSS stories and outcomes in your community communications

## **Make it easy: Use the FCSS Advocacy Toolkit**

- Key messages and briefing notes
- Templates for letters and outreach
- Story builder to showcase local impact

**Available at: [abmunis.ca](http://abmunis.ca)**





# Tell a 3-Minute FCSS Impact Story

## 1) Start with the Situation

- Who needed help and why?
- What was going in their life?
- What might have happened without support?

## 2) Show the Support

- What FCSS program or service stepped in?
- What did that support look like?

## 3) End with the Difference

- What changed?
- What crisis was avoided?
- Why did FCSS make the difference?





# Questions?

300, 8616 51 Avenue NW  
Edmonton, AB T6E 6E6

[abmunis.ca](http://abmunis.ca)

[hello@abmunis.ca](mailto:hello@abmunis.ca)

310-MUNI





# Making the Most of the Summer Barbecue Season





# Advocacy Tips

- Prioritize, plan and manage expectations
- Cultivate a relationship with your local MLA
- Identify key dates & opportunities
- Keep the interests of others in mind



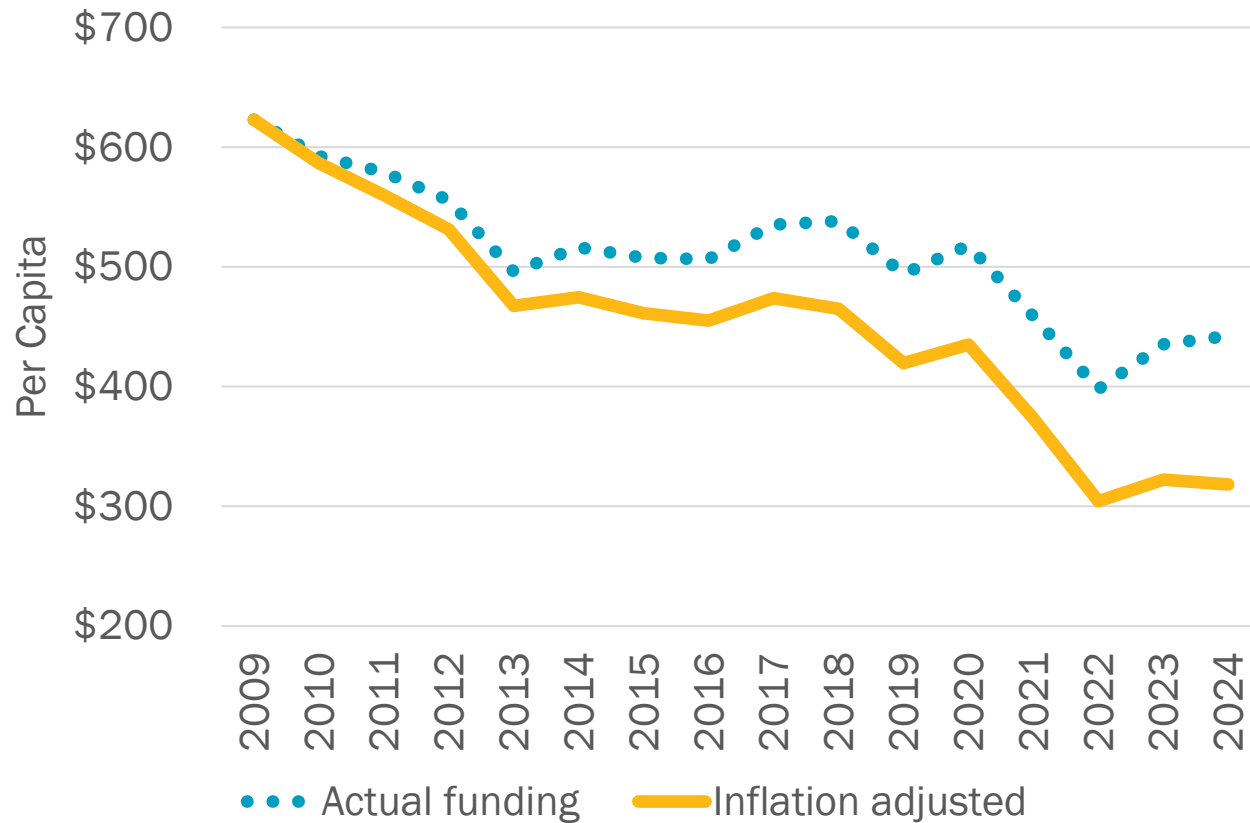
# Advocacy Priorities

- Property Taxes Reimagined
- Preventative Social Services
- Affordable Housing



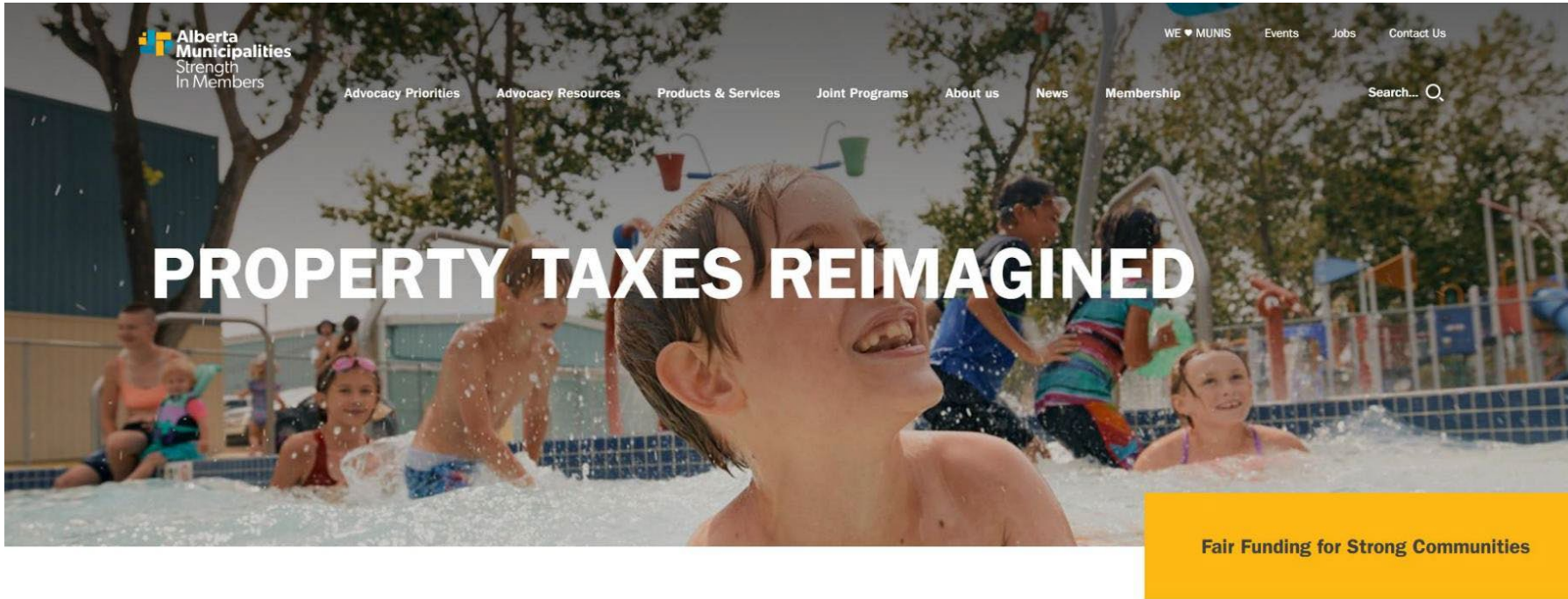
# Property Taxes Reimagined

## Government of Alberta Funding to Municipalities



**In 2009, municipalities received about \$623 per person from the Alberta government.**

**By 2024, that dropped to \$318 per person, after inflation.**



1. Tell your story of a financial challenge
2. We need long term solutions for how public services will be funded
3. Learn more at Property Taxes Reimagined



# Preventative Social Services

Use ABmunis toolkit to help tell the story:

- Why investment in FCSS is critical to improving the lives of Albertans
- Why investment in FCSS will bend the cost curve of healthcare, policing, and the justice system





# Affordable Housing

- Recognize Alberta is a leader
- Avoid one-size-fits all policy





# Things to keep in mind

- Don't be afraid to ask
- Ask early
- Be persistent, but don't nag
- Identify opportunities to participate



# Closing Remarks





# See you at Convention in Edmonton!

**WHEN:** September 23 - 25, 2026  
**WHERE:** Edmonton Convention Centre  
**HOW:** Register at [ABmunis.ca > Events](https://abmunis.ca/events)





# ABmunis Board Member Positions Up for Election

The following Board positions are up for election this year:

---

ROLE	TERM (Years)
Director, Cities up to 500,000	2
Director, Towns West	2
Director, Towns South	2
Director, Villages West	2
Director, Villages East	2
Vice President, Cities up to 500,000	1
Vice President, Towns	1
Vice President, Villages and Summer Village	1



Land Use Planning & Approvals	Online	Sept (multiple)
Effective Meetings	ABmunis Convention	Sept 22
Service Delivery	ABmunis Convention	Sept 22
Strategic Planning	ABmunis Convention	Sept 22
Employment of the CAO	Online	Oct (multiple)
Budgeting & Finance	RMA Convention	Nov 2
Public Engagement	RMA Convention	Nov 2
Effective Meetings	RMA Convention	Nov 2

Learn more at [eoeep.ca](http://eoeep.ca)



Thanks for coming!